

ALPS | CoreCommodity Management CompleteCommodities® Strategy Fund-Investor Shares

JCRAX

FINANCIAL INVESTORS TRUST
Annual Shareholder Report October 31, 2024

This annual shareholder report contains important information about ALPS | CoreCommodity Management CompleteCommodities® Strategy Fund (the "Fund" or "JCRAX") for the period of November 1, 2023 to October 31, 2024 (the "Period"). You can find additional information about the Fund at <https://www.alpsfunds.com/mutual-funds/jcrix>. You can also request this information by contacting us at 866-759-5679.

This report describes changes to the Fund that occurred during the reporting period.

WHAT WERE THE FUND COSTS FOR THE PAST YEAR? (based on a hypothetical \$10,000 investment)

	Costs of a \$10,000 Investment	Costs Paid as a Percentage of a \$10,000 Investment
Investor Shares	\$132	1.32%

HOW DID THE FUND PERFORM FOR THE PERIOD?

The ALPS | CoreCommodity Management Complete Commodities® Strategy Fund Investor Class shares, net of fees, returned 0.36% at net asset value (NAV) for the 12 months ending October 31, 2024. The Fund outperformed the Bloomberg Commodity Total Return Index (the "BCOM") by 1.54% over the period.

Top Contributors to relative performance

- Within the energy sector, the Fund's deferred positioning in natural gas and exposure to energy equities was additive to relative performance.
- Within the industrial metals sector, an overweight to copper, aluminum, and zinc and the inclusion of industrial metals equities was additive to relative performance.
- Within agriculture, an underweight to staple crops (corn, soybeans, wheat) and the inclusion of agriculture equities was additive to relative performance.

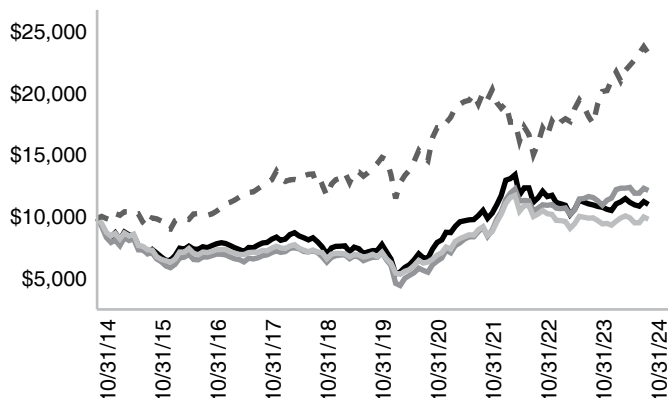
Detractors from relative performance

- Within precious metals, an underweight to gold detracted from relative performance.
- Within livestock, an underweight to each constituent and deferred positioning in lean hogs and live cattle detracted from relative performance.

Comparison of change in value of a \$10,000 investment in the Fund and the Indexes

The Fund's past performance is not a good predictor of the Fund's future performance. The chart and the table below do not reflect the deduction of taxes that a shareholder would pay on Fund distributions or sale of Fund shares.

- ALPS | CoreCommodity Fund (Investor Shares) - \$11,121
- FTSE / CoreCommodity CRB TR Index - \$12,253
- Bloomberg Commodity Total Return Index - \$9,921
- - - Morningstar Global Markets Index - \$23,322



Performance (as of October 31, 2024)

	1 Year	5 Year	10 Year
ALPS CoreCommodity Fund - Investor - NAV	0.36%	8.52%	1.07%
Morningstar Global Markets Index#	32.16%	10.63%	8.84%
Bloomberg Commodity Total Return Index	-1.18%	6.96%	-0.08%
FTSE / CoreCommodity CRB TR Index	4.91%	12.34%	2.05%

This index represents a broad measure of market performance for purposes of new regulatory requirements.

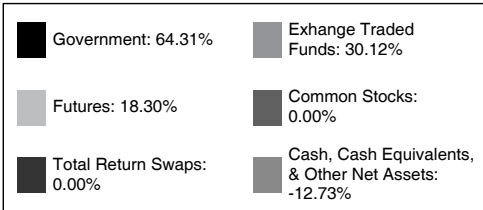
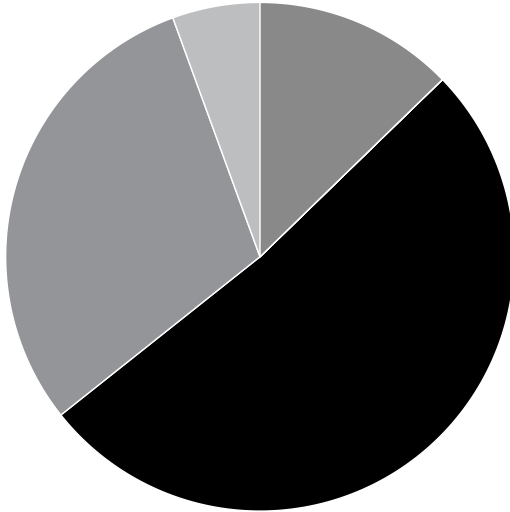
For the most current month-end performance data, please call 1-866-759-5679.

WHAT ARE SOME KEY FUND STATISTICS?

Net Assets	\$940,528,649
Number of Portfolio Holdings	55
Portfolio Turnover Rate	72%
Total Advisory Fees Paid	\$9,426,269

WHAT DID THE FUND INVEST IN?

Asset Type Allocation**



** As a percentage of net assets.

Holdings are subject to change

HOW HAS THE FUND CHANGED OVER THE PAST YEAR?

This is a summary of certain changes to the Fund since April 30, 2024. For more complete information, you may review the Fund's prospectus, which is available at <https://www.alpsfunds.com/mutual-funds/jcrix> or upon request at 866-759-5679.

Change to Principal Investment Strategy and Principal Risks: With respect to the Commodity Equity Investments portion of its portfolio, the Fund will now invest primarily through underlying exchange-traded funds (ETFs) as opposed to making such investments directly. The following are now Principal Risks of the Fund: Affiliated ETF Risk and ETF Investment Risk.

WHERE CAN I FIND ADDITIONAL INFORMATION ABOUT THE FUND?

If you wish to view additional information about the Fund, including but not limited to the Fund's prospectus, financial information, holdings, and proxy voting information, please visit <https://www.alpsfunds.com/mutual-funds/jcrix>.

HOUSEHOLDING

If you have consented to receive a single annual or semi-annual shareholder report at a shared address you may revoke this consent by calling the Transfer Agent 866-759-5679.

